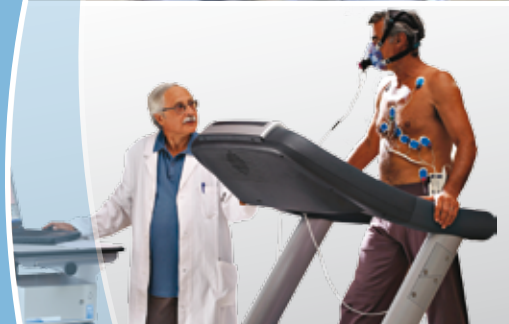




Compact Metabolic cart for Accurate Pulmonary Gas Exchange & 12-lead Stress Testing ECG

- ▶ Breath by Breath Gas Exchange data analysis (VO_2 , VCO_2)
- ▶ Integrated 12-lead ECG for Stress Testing (option)
- ▶ Nutritional Assessment
- ▶ Fast response Paramagnetic O_2 Sensor
- ▶ Full Spirometry, Exercise SpO_2 monitor
- ▶ Mixing Chamber suitable for low and high ventilation ranges
- ▶ Windows Vista™ Compatible



Applications

Designed to be the perfect tool for any kind of Cardio Pulmonary Exercise Testing (CPET), Quark CPET includes features for any discipline requiring metabolic assessment.

- ▶ Exercise Physiology, Education.
- ▶ Sports Science and Human Performance labs.
- ▶ Clinical Exercise Testing (Respiratory PFT Labs, Cardiology, Cardiac Rehab).
- ▶ Nutrition assessment.

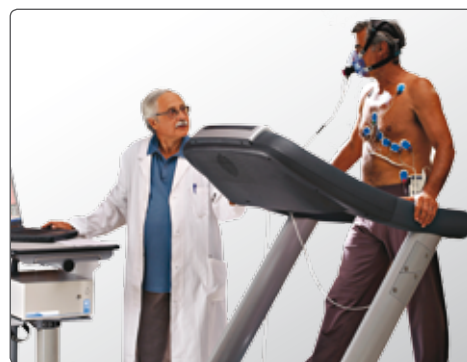
Unsurpassed Accuracy

- ▶ Superior hardware specifications and quality design assure many years of accurate data.
- ▶ Quark CPET exceeds the accuracy standards of both the American Thoracic Society and the European Respiratory Society.
- ▶ Paramagnetic Oxygen and NDIR Carbon Dioxide analyzers.
- ▶ Bi-directional digital Turbine for Flow and Volume measurement.
- ▶ Accurate within a wide flow range (0-300 L/minute).
- ▶ Resistance to flow is less than 0.7 cmH₂O/L/s@12 L/s.
- ▶ Small, Medium and Large sizes face masks for Adults.
- ▶ Comprehensive Calibration easy, quick and fully software assisted.
- ▶ Low Maintenance costs and Easy Servicing.

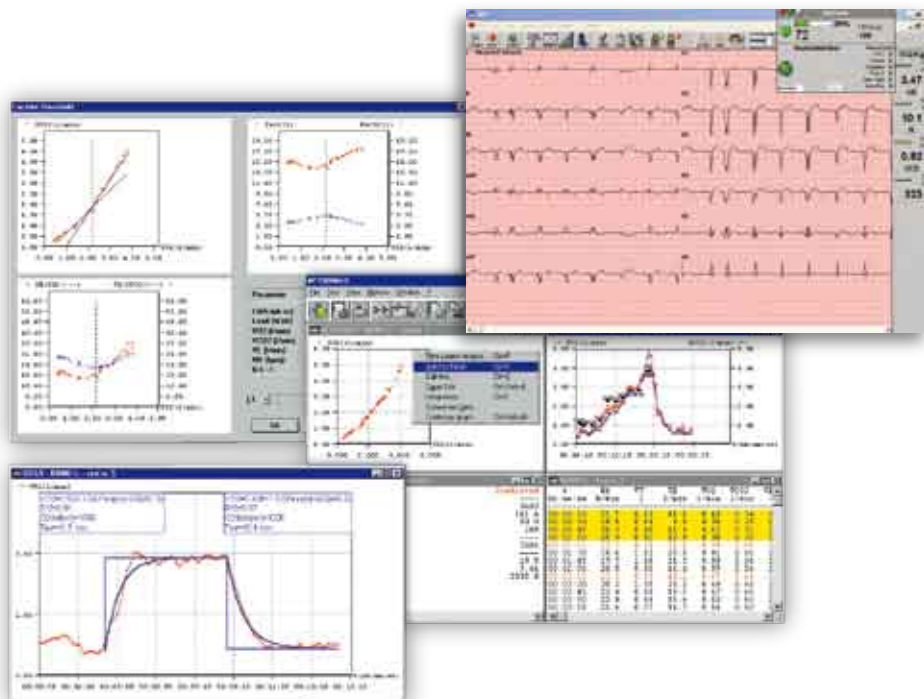
Cardio Pulmonary Exercise Testing

- ▶ True Windows™ based program, offering, simplicity, versatility and familiar user interface.
- ▶ Display real-time data and graphs in either pre-defined or user formats.
- ▶ Real time O₂ and CO₂ waveforms.
- ▶ Exercise Flow-Volume loops.
- ▶ Ergometer control, via RS-232 interface, allows user easy protocol setup and dynamic changes.
- ▶ Advanced Data Elaboration.

- ▶ Automatic and manual detection of anaerobic threshold according to the Modified V-Slope method (Wasserman).
- ▶ Access data in a spreadsheet format for advanced data elaboration (filtering, smoothing, etc.).
- ▶ Standard and custom Exercise protocols design.
- ▶ O₂ Kinetics feature automatically provides O₂ debt, O₂ deficit and tau values during any constant stage.
- ▶ "Fitting" features on any plot (both linear and exponential).
- ▶ Indirect Cardiac Output by "Wassermann Algorithm".
- ▶ Export test in a single file (ASCII, Excel, file formats).
- ▶ Email test with MAPI compatible application (outlook, eudora etc.).
- ▶ Add user defined parameters and predicted equations with custom based formulas.
- ▶ Integrated 12-lead Stress Testing ECG.
- ▶ True diagnostic quality waveforms.
- ▶ Continuous 12 lead viewing.
- ▶ Zoom and freeze features.
- ▶ Current and reference ST analysis profiled for all 12 leads.
- ▶ ST depression and slope trends displayed during test.
- ▶ Averaged QRS complexes over reference ECG complex.
- ▶ Real time laser printout.



Quark CPET adds the possibility to perform pulmonary gas exchange analysis during exercise.



PC software Windows VISTA compatible offers familiar user interface and powerful data elaboration

Optional Hardware & Software

Mixing Chamber	Kit for low and high ventilation ranges 7 liters volume unit.
Spirometry	Software and hardware to perform screening spirometry (FVC, MVV, bronchial challenge etc.).
Pulse Oximetry	Monitor Oxygen saturation exercise using a pulse oximeter (SpO ₂) provided with either finger, ear or reflectance probes.
Canopy Kit	Perform REE measurements by means of canopy hood. Provided with specific flowmeter to increase accuracy at very low ventilations.
High/Low FiO ₂ Kit	Kit of accessories for Gas Exchange measurements using hypoxic and hyperoxic gas mixtures.
Ergometers	COSMED provides a wide selection of treadmills and bikes for both clinical and performance applications. Refer to the Treadmill or Bike product brochures.
Physiotrainer	Optional software to dynamically control the work load of any ergometer to target physiological "effort-dependent" parameters such as VO ₂ , VO ₂ /Kg, HR and VE.



12-lead stress test ECG available in both wireless and Patient-cable configurations.



Nutritional Assessment with canopy hood (option).

Nutritional Assessment

- ▶ REE, Substrate of Metabolism, NPRQ etc.
- ▶ User defined protocols consisting of two phases (1st phase discarded and 2nd phase data averaging).
- ▶ Post-analysis and custom selection of the "steady state" phase.
- ▶ Available w/ face mask and canopy hood (optional)

Easy Maintenance & Service

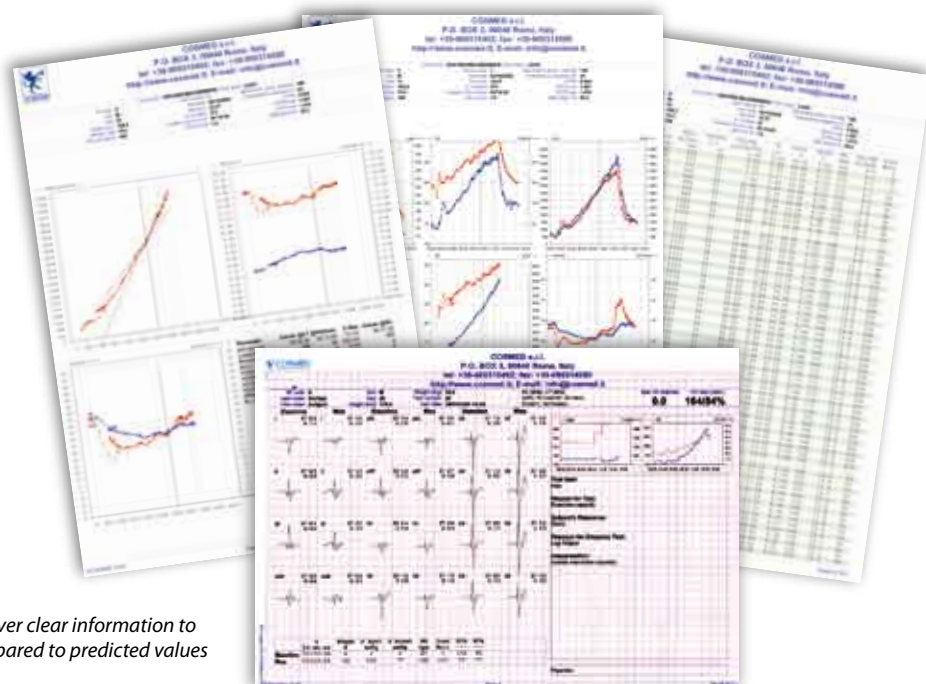
Quark CPET has been designed to minimize the need of ordinary and frequent service inspections. Built with the latest plug & play architecture service and support inquiries can now be handled not exclusively by either factory or specialized service sites.



Mixing Chamber.

Powerful Reporting

- ▶ Prints any plot or data selection according to user defined criteria.
- ▶ **Ready-to-print** pre-defined reports.
- ▶ **9-plot Wasserman** report can provide single page report with the 9 graphs and additional test results for an easy clinical interpretation.
- ▶ **Summary Report**, provides data for a simple and easy interpretation.
- ▶ **ECG Report** on standard or grid paper.



Explicative colour printout reports in different formats deliver clear information to user including: graphical test display, numerical data compared to predicted values and automatic interpretation of test results.



Optional cart for comfortable bed-side application.

Scientific References

- ERS task force:** Clinical exercise testing with reference to lung diseases: indications, standardization and interpretation strategies; *European Respiratory Journal* 1997; 10: 2662-2689
- ATS/ACCP:** Statement of Cardio Pulmonary Exercise Testing. (AJRC CM167, pp211-277,2003)

Distributed by:



Technical Specification

Test	Unit
Pulmonary Gas Exchange (VO_2 , VCO_2)	●
Anaerobic Threshold (AT)	●
Indirect Cardiac Output (Wasserman)	●
Integrated Pulse Oximeter (SPO ₂)	○
Integrated 12-lead ECG (GAS/ECG)	○
Physical Mixing Chamber	○
Exercise Gas Exchange with Elevated FIO_2	○
HR Interface w/ external ECG (TTL)	●
Resting Energy Expenditure (REE,RMR)	●
Indirect Calorimetry (VO_2 , VCO_2 , RQ)	●
Indirect Calorimetry w/ Canopy Hood	○
Indirect Calorimetry w/ Ventilator	○
Forced/Slow Vital Capacity (SVC-FVC)	○
Maximum Voluntary Ventilation (MVV)	○
Bronchial Dilator test	○
Bronchial Challenge Test	○

Analyzers	Oxygen (O ₂)	Carbon dioxide (CO ₂)
Type	Paramagnetic	NDIR
Range	0-25%	0-10%
Response time t90	120 ms	100 ms
Accuracy	±0,02%	±0,02%
Warm-up time	5 min	10 min

Flowmeters	VO ₂ max	RMR (optional)
Type	Bidirectional Digital Turbine	Bidirectional Digital Turbine
Diameter	Ø 28 mm	Ø 18 mm
Flow Range	0.08-20 l/s	---
Accuracy	± 2%	± 2%
Resistance	<0.6 cmH ₂ O/l/s @ 14l/s	<0.7 cmH ₂ O/l/s @ 3l/s
Ventilation range	0-300 l/min	0-50 l/min

Environmental sensors	Temperature	Barometer	Humidity
Range	0-50°C (32 - 122 F°)	400-800 mmHg	0-100%

Hardware	
Dimensions & weight	17 x 30 x 45 cm (6,2 x 12,9 x 16 in) / 6 Kg (13,2 lb)
Interface ports	USB A-B, RS-232, HR-TTL, SPO ₂


Standard Packaging Includes
 Gas Exchange Unit, HR belt, turbine flowmeter, PC software, 3 Adult face masks (S, M, L), 5 mask disposable, 2 Adult Head caps, Calibration syringe (3 liters), Cables and probes, User manual

Available languages
 Italian, English, German, Spanish, French, Portuguese.

Electrical requirements	
Voltage	100-240V ±10%; 50/60Hz
Class	1 Type BF (EN 60601-1)

PC configuration required
 Pentium or faster, Windows XP, VISTA (32 bit), Windows 7 (32 bit), 128 Mb RAM or more, USB or RS 232, CD-Rom reader, 80 Mb on HD space available.

Safety & Quality Standards
 Equipment complies with MDD (93/42 EEC) and FDA 510(k), EN 60601-1 (Safety) and EN 60601-1-2 (EMC)



COSMED srl
 Via dei Piani di Monte Savello 37
 Pavona di Albano - Rome
 00041 ITALY
 Phone +39 06 931-5492
 Fax +39 06 931-4580
 info@cosmed.com
 www.cosmed.com

COSMED USA Inc.
 2211 N. Elston Avenue #305
 Chicago, IL 60614
 UNITED STATES
 Phone +1 (773) 645-8113
 Fax +1 (773) 645-8116
 info@cosmedusa.com
 www.cosmedusa.com

COSMED China Office
 1st Floor, 215-1 QiYi Road
 Guangzhou 510030
 P. R. of CHINA
 Phone +86 (20) 8332-4521
 Fax +86 (20) 8332-0683
 china@cosmed.com
 www.cosmed.com